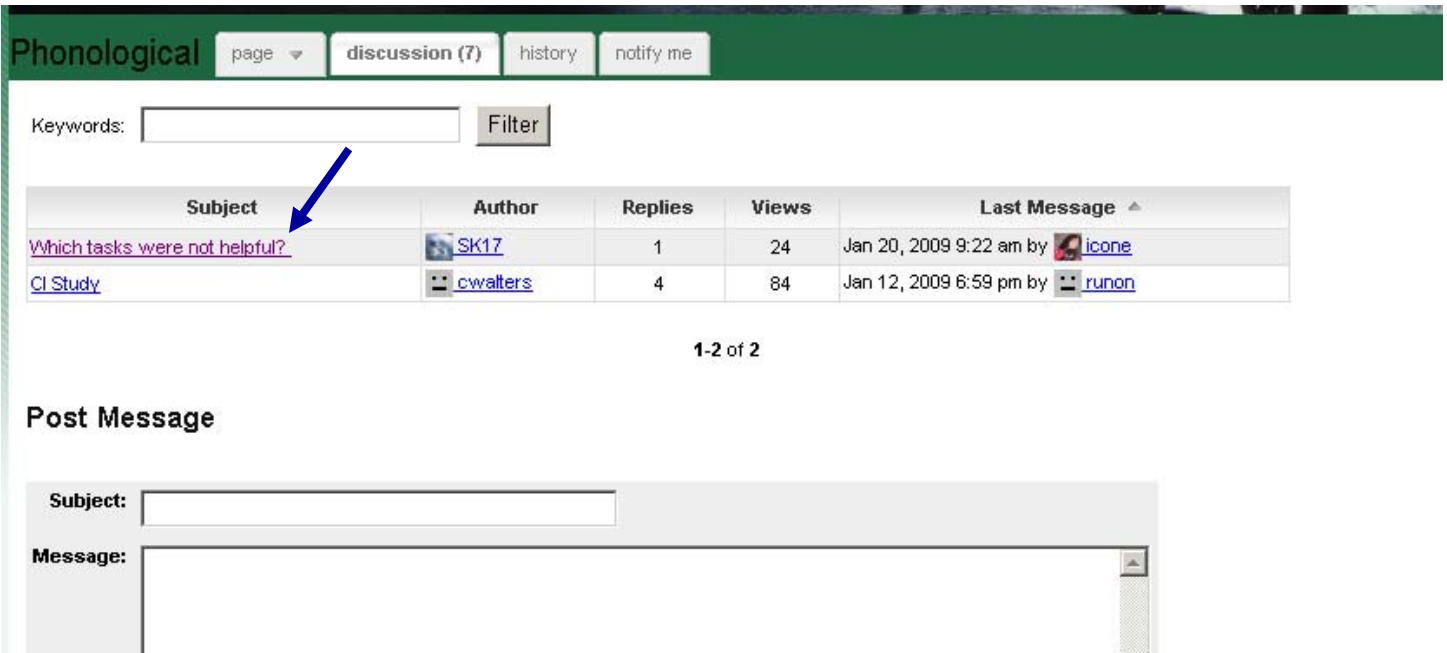


## Step 6: Optional – AUTOMATIC NOTIFICATION OF NEW POST

(NOTE: You must be logged into the wikispace to view and/or participate in the discussion. You must have previously confirmed your email address for this option to function properly.) Click on the **brief description** of the post you wish to monitor under the Subject heading.



Phonological page ▾ discussion (7) history notify me

Keywords:  Filter

Subject	Author	Replies	Views	Last Message ▲
<a href="#">Which tasks were not helpful?</a>	SK17	1	24	Jan 20, 2009 9:22 am by  lcone
<a href="#">Cl Study</a>	cwalters	4	84	Jan 12, 2009 6:59 pm by  runon

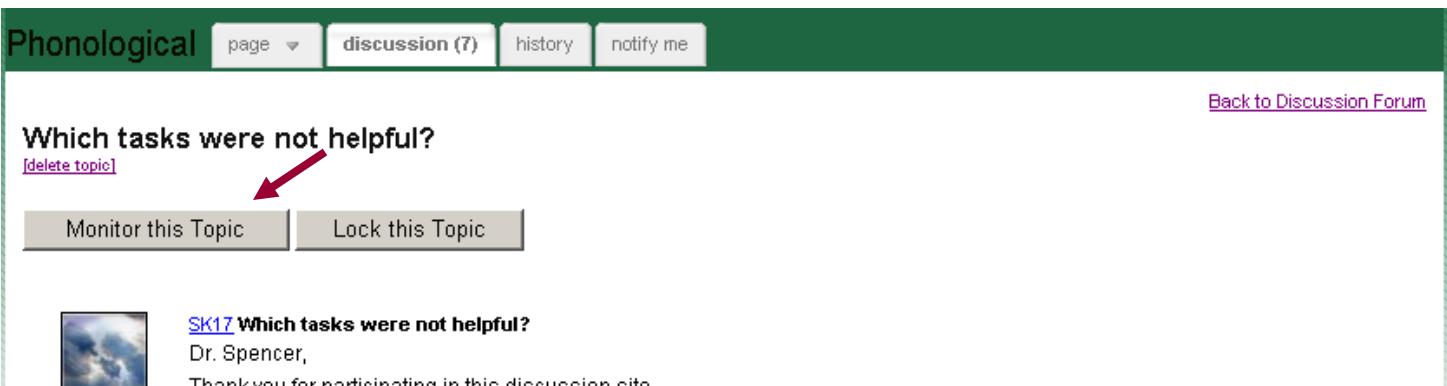
1-2 of 2

**Post Message**

**Subject:**

**Message:**

Click the **“Monitor this Topic”** button.



Phonological page ▾ discussion (7) history notify me

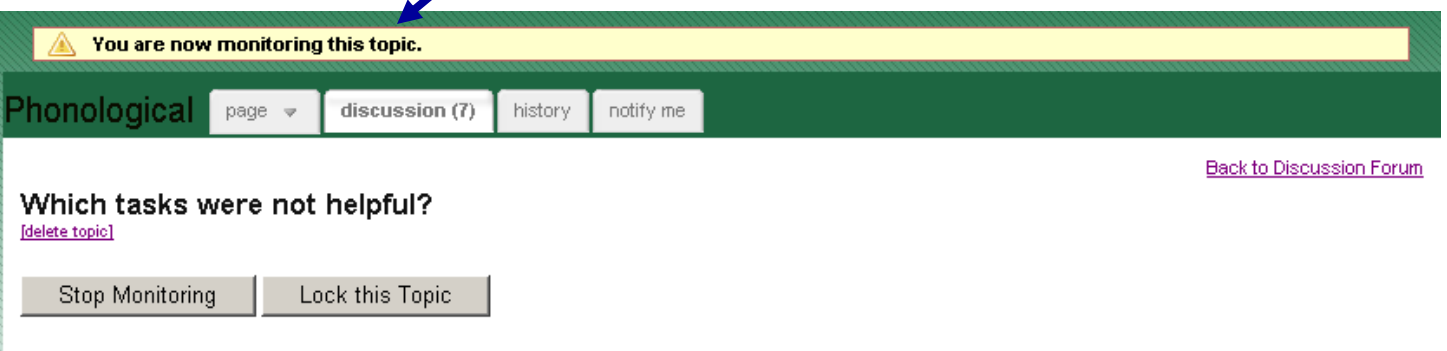
[Back to Discussion Forum](#)

**Which tasks were not helpful?**  
[\[delete topic\]](#)

Monitor this Topic Lock this Topic

SK17 **Which tasks were not helpful?**  
Dr. Spencer,  
Thank you for participating in this discussion site

The page will refresh and **confirm** you are monitoring the post.



**You are now monitoring this topic.**

Phonological page ▾ discussion (7) history notify me

[Back to Discussion Forum](#)

**Which tasks were not helpful?**  
[\[delete topic\]](#)

Stop Monitoring Lock this Topic

## Step 7: Optional – TURN OFF AUTOMATIC NOTIFICATION OF NEW POST

Click on the **brief description** of the post you NO LONGER wish to monitor under the Subject heading.

The screenshot shows a forum interface for a topic named 'Phonological'. At the top, there are navigation buttons: 'page', 'discussion (7)', 'history', and 'notify me'. Below this is a search bar with the text 'Keywords:' and a 'Filter' button. A table lists two posts:

Subject	Author	Replies	Views	Last Message
<a href="#">Which tasks were not helpful?</a>	<a href="#">SK17</a>	1	24	Jan 20, 2009 9:22 am by <a href="#">icone</a>
<a href="#">CI Study</a>	<a href="#">cwalters</a>	4	84	Jan 12, 2009 6:59 pm by <a href="#">runon</a>

Below the table, it says '1-2 of 2'. Underneath is a 'Post Message' section with a 'Subject:' text box and a 'Message:' text area.

Click the **“Stop Monitoring”** button.

This screenshot shows the forum post titled 'Which tasks were not helpful?'. At the top right, there is a link 'Back to Discussion Forum'. Below the title, there is a 'delete topic' link. Two buttons are visible: 'Stop Monitoring' and 'Lock this Topic'. A red arrow points to the 'Stop Monitoring' button. Below the buttons, there is a small profile picture and the text 'SK17 Which tasks were not helpful?'.

The page will refresh and **confirm** you are NO LONGER monitoring the post.

This screenshot shows the forum post after the 'Stop Monitoring' button was clicked. A yellow banner at the top of the post area contains a warning icon and the text 'You are no longer monitoring this topic.'. Below this banner, the forum interface is the same as in the previous screenshot, but the 'Stop Monitoring' button is no longer visible. A blue arrow points to the yellow banner.

Please contact Sherry Ernsberger, Project Assistant, at [sernsber@kent.edu](mailto:sernsber@kent.edu) with any questions or errors in accessing the wikispace.